




24 HEURES CAMIONS

Free Practice 1



Circuit Bugatti - Le Mans 4185 m

22. - 24. September 2017



wige SOLUTIONS

FFSA

24 HEURES CAMIONS

Circuit Bugatti - Le Mans, length 4185 m

22. - 24. September 2017

24 HEURES CAMIONS



24h
CAMIONS
23-24 SEPTEMBRE 2017

Result Free Practice 1, 23.09.2017

FFSA -Reg.No.: FFSA n°736

Rk	No.	Cl	Driver	Nat.	Entrant/Team	Car	laps	Besttime	GAP	km/h
1	6		Anthony JANIEC	FRA	LION TRUCK RACING (FRA)	MAN TGS	5	2:08.124		117.589
2	1		Thomas ROBINEAU	FRA	THOMAS ROBINEAU (FRA)	MAN/TGX	9	2:08.323	00.199	117.407
3	23		José TEODOSIO	PRT	TEAM VITRY TRUCK RACING (PRT)	RENAULT TRUCKS/PREMIL	12	2:09.942	01.818	115.944
4	14		Grégory OSTASZEWSK	POL	GREGORY OSTASZEWSKI (POL)	RENAULT TRUCKS/PREMIL	11	2:09.964	01.840	115.924
5	20		Téo CALVET	FRA	LION TRUCK RACING (PRT)	MAN TGS	9	2:10.821	02.697	115.165
6	16		Louis MERIC	FRA	LION TRUCK RACING (PRT)	MAN TGS	11	2:11.408	03.284	114.651
7	2		Lionel MONTAGNE	FRA	LIONEL MONTAGNE (FRA)	RENAULT TRUCKS/PREMIL	5	2:12.091	03.967	114.058
8	22		José SOUSA	PRT	TEAM VITRY TRUCK RACING (PRT)	RENAULT TRUCKS/PREMIL	8	2:12.771	04.647	113.474
9	83		Jérémy ROBINEAU	FRA	JEREMY ROBINEAU (FRA)	RENAULT TRUCKS/PREMIL	7	2:13.770	05.646	112.626
10	39		Franck CONTI	FRA	FRANCK CONTI (FRA)	VOLVO/VN	5	2:13.840	05.716	112.567
11	32		Vincent CROUZADE	FRA	VINCENT CROUZADE (FRA)	IVECO/STRALIS	8	2:13.861	05.737	112.550
12	9		Jean-Charles MAURI	FRA	JEAN CHARLES MAURI (FRA)	RENAULT TRUCKS/PREMIL	6	2:14.702	06.578	111.847
13	21		Raphaël SOUSA	PRT	TEAM VITRY TRUCK RACING (PRT)	RENAULT TRUCKS/PREMIL	10	2:15.692	07.568	111.031
14	31		Patrick CHATELAIN	FRA	PATRICK CHATELAIN (FRA)	IVECO/STRALIS	8	2:16.754	08.630	110.169
15	18		Frédéric LOUISFERT	FRA	FREDERIC LOUISFERT (FRA)	RENAULT TRUCKS/PREMIL	9	2:16.764	08.640	110.161
16	68		Aurélien HERGOTT	FRA	TEAM CCF (FRA)	DAF CF	8	2:17.316	09.192	109.718
17	33		Patrice LACOUVE	FRA	PATRICE LACOUVE (FRA)	MAN TGS	8	2:17.424	09.300	109.632
18	7		Stéphane LANGUILLAT	FRA	STEPHANE LANGUILLAT (FRA)	RENAULT TRUCKS/PREMIL	4	2:17.454	09.330	109.608
19	15		Pascal LEMONNIER	FRA	PASCAL LEMONNIER (FRA)	RENAULT TRUCKS/PREMIL	11	2:19.755	11.631	107.803
20	12		Martial DEFAYE	FRA	MARTIAL DEFAYE (FRA)	RENAULT TRUCKS/PREMIL	7	2:21.215	13.091	106.688
21	64		Pierre IHUEL	FRA	PIERRE IHUEL (FRA)	VOLVO	10	2:24.576	16.452	104.208
22	81		Sébastien DESCROFFRE	FRA	SEBASTIEN DESCROFFRES (FRA)	DAF CF	8	2:28.593	20.469	101.391
23	169		Jérôme CARRET	FRA	JEROME CARRET (FRA)	RENAULT TRUCKS/PREMIL	7	2:35.828	27.704	96.684
DNQ DID NOT QUALIFY										
	17		Alain TREUVEY	FRA	ALAIN TREUVEY (FRA)	DAF CF	2	00.000		0.000

Issued:

Race Director

Timekeeper:

subject to final scrutineering

Timekeeping and Dataservice: wige SOLUTIONS GmbH & Co. KG, Meuspath (Germany)

Page 1

wige SOLUTIONS

Chief timekeeping: Yasin Özer, Villingen-Schwenningen (Germany), yasin.oezer@wige.de

printed : 23.9.2017 - 9:29




La Fédération des Camionners
France Routes

24 HEURES CAMIONS

Circuit Bugatti - Le Mans, length 4185 m

22. - 24. September 2017

24 HEURES CAMIONS



Best Sector Times Free Practice 1

FFSA

-Reg.No.: FFSA n°736

sector 1				sector 2				sector 3				theoretical and best lap time			
Pos.	No	Driver	Time	No	Driver	Time	No	Driver	Time	No	Driver	theoretical	Best	Pos	
1	6	JANIEC A.	59.024	81	DESCROFFRES S.	00.016	39	CONTI F.	00.022	6	JANIEC A.	2:08.124	2:08.124	1	
2	1	ROBINEAU T.	59.433	1	ROBINEAU T.	36.401	1	ROBINEAU T.	32.489	1	ROBINEAU T.	2:08.323	2:08.323	2	
3	23	TEODOSIO J.	59.637	6	JANIEC A.	36.496	6	JANIEC A.	32.604	23	TEODOSIO J.	2:09.264	2:09.942	3	
4	14	OSTASZEWSKI G.	1:00.019	14	OSTASZEWSKI G.	36.719	23	TEODOSIO J.	32.830	14	OSTASZEWSKI G.	2:09.733	2:09.964	4	
5	20	CALVET T.	1:00.411	23	TEODOSIO J.	36.797	14	OSTASZEWSKI G.	32.995	20	CALVET T.	2:10.821	2:10.821	5	
6	16	MERIC L.	1:00.421	20	CALVET T.	37.268	20	CALVET T.	33.142	16	MERIC L.	2:11.258	2:11.408	6	
7	2	MONTAGNE L.	1:00.989	16	MERIC L.	37.389	16	MERIC L.	33.448	2	MONTAGNE L.	2:12.091	2:12.091	7	
8	22	SOUZA J.	1:01.208	22	SOUZA J.	37.508	2	MONTAGNE L.	33.570	22	SOUZA J.	2:12.565	2:12.771	8	
9	83	ROBINEAU J.	1:01.820	2	MONTAGNE L.	37.532	83	ROBINEAU J.	33.740	83	ROBINEAU J.	2:13.663	2:13.770	9	
10	21	SOUZA R.	1:02.010	9	MAURI J.	37.806	22	SOUZA J.	33.849	9	MAURI J.	2:14.702	2:14.702	12	
11	33	LACOUVE P.	1:03.023	83	ROBINEAU J.	38.103	9	MAURI J.	33.859	21	SOUZA R.	2:15.077	2:15.692	13	
12	9	MAURI J.	1:03.037	21	SOUZA R.	38.130	68	HERGOTT A.	34.591	33	LACOUVE P.	2:16.404	2:17.424	17	
13	68	HERGOTT A.	1:03.345	33	LACOUVE P.	38.402	21	SOUZA R.	34.937	68	HERGOTT A.	2:16.847	2:17.316	16	
14	64	IHUEL P.	1:06.521	68	HERGOTT A.	38.911	33	LACOUVE P.	34.979	64	IHUEL P.	2:24.254	2:24.576	21	
15	169	CARRET J.	1:08.312	64	IHUEL P.	41.086	64	IHUEL P.	36.647	169	CARRET J.	2:31.132	2:35.828	23	
16	17	TREUVEY A.	1:20.343	169	CARRET J.	43.160	169	CARRET J.	39.660	17	TREUVEY A.	2:57.862	00.000	0	
17	81	DESCROFFRES S.	00.000	17	TREUVEY A.	51.442	17	TREUVEY A.	46.077	81	DESCROFFRES S.	00.000	2:28.593	22	
18	12	DEFAYE M.	00.000	32	CROUZADE V.	00.000	81	DESCROFFRES S.	00.000	12	DEFAYE M.	00.000	2:21.215	20	
19	7	LANGUILLAT S.	00.000	15	LEMONNIER P.	00.000	7	LANGUILLAT S.	00.000	7	LANGUILLAT S.	00.000	2:17.454	18	
20	32	CROUZADE V.	00.000	31	CHATELAIN P.	00.000	32	CROUZADE V.	00.000	32	CROUZADE V.	00.000	2:13.861	11	
21	31	CHATELAIN P.	00.000	18	LOUISFERT F.	00.000	31	CHATELAIN P.	00.000	31	CHATELAIN P.	00.000	2:16.754	14	
22	18	LOUISFERT F.	00.000	39	CONTI F.	00.000	18	LOUISFERT F.	00.000	18	LOUISFERT F.	00.000	2:16.764	15	
23	39	CONTI F.	00.000	7	LANGUILLAT S.	00.000	15	LEMONNIER P.	00.000	39	CONTI F.	00.000	2:13.840	10	
24	15	LEMONNIER P.	00.000	12	DEFAYE M.	00.000	12	DEFAYE M.	00.000	15	LEMONNIER P.	00.000	2:19.755	19	

24 HEURES CAMIONS

Circuit Bugatti - Le Mans, length 4185 m

22. - 24. September 2017

24 HEURES CAMIONS



Lap Analysis Free Practice 1, 23.09.2017

FFSA

-Reg.No.: FFSA n°736

1 Thomas ROBINEAU (FRA) (MAN/TGX)											Theoretische Bestzeit: 2:08.323		
Lap	D	Time	S1	S2	S3	Lap	D	Time	S1	S2	S3		
1	1	2:40.736		40.265	34.048 137	6	1	2:27.923	59.723	37.995			
2	1	2:10.060	1:00.153	36.754	33.153 137	7	1	4:36.655	3:22.146	41.327	33.182 140		
3	1	2:20.960	1:03.443	37.439		8	1	2:08.323	59.433	36.401	32.489 139		
4	1	3:30.043	2:20.171	36.787	33.085 138	9	1	2:47.069	1:08.266	45.325			
5	1	2:11.304	1:01.165	37.190	32.949 139								

2 Lionel MONTAGNE (FRA) (RENAULT TRUCKS/PREMIUM)						Theoretische Bestzeit: 2:12.091					
Lap	D	Time	S1	S2	S3	Lap	D	Time	S1	S2	S3
1	1	2:37.004		39.963	33.785	138	4	1	2:14.052	1:02.087	38.183
2	1	2:12.091	1:00.984	37.532	33.570	136	5	1	2:23.329	1:02.412	37.823
3	1	2:13.754	1:01.368	37.832	34.554	136					

6 Anthony JANIEC (FRA) (MAN TGS)											Theoretische Bestzeit: 2:08.124	
Lap	D	Time	S1	S2	S3	Lap	D	Time	S1	S2	S3	
1	1	4:27.989		54.297	44.185	132	4	1	2:08.124	59.024	36.496	
2	1	2:53.722	1:20.036	51.898	41.788	129	5	1	3:27.703	1:28.875	1:00.841	
3	1	2:33.288	1:06.519	45.734	41.035	139						

7 Stéphane LANGUILLAT (FRA) (RENAULT TRUCKS/PREMIUM)						Theoretische Bestzeit:					
Lap	D	Time	S1	S2	S3	Lap	D	Time	S1	S2	S3
1	1	5:26.916				3	1	2:17.454			
2	1	4:39.470				4	1	2:55.282			

9 Jean-Charles MAURI (FRA) (RENAULT TRUCKS/PREMIUM)											Theoretische Bestzeit: 2:14.702		
Lap	D	Time	S1	S2	S3	Lap	D	Time	S1	S2	S3		
1	1	5:14.392		44.133	41.604	117	4	1	2:14.702	1:03.031	37.806	33.859	136
2	1	2:24.645	1:06.423	40.582	37.640	124	5	1	2:15.403	1:03.461	37.903	34.039	119
3	1	2:18.135	1:04.615	38.679	34.841	134	6	1	3:05.028	1:16.150	46.106		

12 Martial DEFAYE (FRA) (RENAULT TRUCKS/PREMIUM)						Theoretische Bestzeit:					
Lap	D	Time	S1	S2	S3	Lap	D	Time	S1	S2	S3
1	1	3:59.690				5	1	3:33.720			
2	1	2:40.759				6	1	2:21.215			
3	1	2:31.350				7	1	2:35.116			
4	1	2:48.353									

14 Grégory OSTASZEWSKI (POL) (RENAULT TRUCKS/PREMIUM)										Theoretische Bestzeit: 2:09.733		
Lap	D	Time	S1	S2	S3	Lap	D	Time	S1	S2	S3	
1	1	4:39.803		38.263		7	1	2:11.144	1:00.785	37.339	33.020	
2	1	6:33.981	5:22.222	37.440	34.319	133	8	1	2:11.139	1:00.585	37.411	
3	1	2:13.577	1:01.691	37.395	34.491	133	9	1	2:11.309	1:00.307	37.025	
4	1	2:12.542	1:00.921	37.679	33.942	136	10	1	2:09.964	1:00.250	36.719	
5	1	2:10.897	1:00.412	37.186	33.299	136	11	1	2:10.691	1:00.014	37.262	
6	1	2:12.836	1:01.763	37.336	33.737	133						

15 Pascal LEMONNIER (FRA) (RENAULT TRUCKS/PREMIUM)						Theoretische Bestzeit:					
Lap	D	Time	S1	S2	S3	Lap	D	Time	S1	S2	S3
1	1	3:04.735				7	1	2:29.843			
2	1	2:30.616				8	1	2:27.077			
3	1	2:27.786				9	1	2:19.755			
4	1	2:25.204				10	1	2:20.087			
5	1	2:56.991				11	1	2:21.352			
6	1	6:06.895									


16 Louis MERIC (FRA) (MAN TGS)										Theoretische Bestzeit: 2:11.258		
Lap	D	Time	S1	S2	S3	Lap	D	Time	S1	S2	S3	
1	1	3:43.650		41.733	35.183	127	7	1	2:41.550	1:12.452	43.635	
2	1	2:14.812	1:02.227	38.517	34.068	131	8	1	7:03.574	5:52.489	37.637	
										33.448	133	

24 HEURES CAMIONS

Circuit Bugatti - Le Mans, length 4185 m

22. - 24. September 2017

24 HEURES CAMIONS



Lap Analysis Free Practice 1, 23.09.2017

FFSA

-Reg.No.: FFSA n°736

Lap	D	Time	S1	S2	S3	Lap	D	Time	S1	S2	S3		
3	1	2:13.967	1:01.801	37.997	34.169	133	9	1	2:11.408	1:00.421	37.389	33.598	134
4	1	2:17.727	1:02.116	41.133	34.478	133	10	1	2:12.118	1:00.981	37.442	33.695	134
5	1	2:13.098	1:02.050	37.503	33.545	134	11	1	2:42.450	1:09.630	46.065		
6	1	2:14.945	1:01.360	39.545	34.040	132							

17 Alain TREUVEY (FRA) (DAF CF)

Theoretische Bestzeit: 2:57.862

Lap	D	Time	S1	S2	S3	Lap	D	Time	S1	S2	S3
1	1	4:35.638		55.420	46.077 102	2	1	3:11.341	1:20.341	51.442	

24 HEURES CAMIONS

Circuit Bugatti - Le Mans, length 4185 m

22. - 24. September 2017

24 HEURES CAMIONS



Lap Analysis Free Practice 1, 23.09.2017

FFSA

-Reg.No.: FFSA n°736

18 Frédéric LOUISFERT (FRA) (RENAULT TRUCKS/PREMIUM)						Theoretische Bestzeit:					
Lap	D	Time	S1	S2	S3	Lap	D	Time	S1	S2	S3
1	1	4:27.122				6	1	2:41.761			
2	1	2:31.337				7	1	4:32.995			
3	1	2:40.734				8	1	2:21.818			
4	1	6:16.810				9	1	2:21.338			
5	1	2:16.764									

20 Téo CALVET (FRA) (MAN TGS)						Theoretische Bestzeit: 2:10.821					
Lap	D	Time	S1	S2	S3	Lap	D	Time	S1	S2	S3
1	1	4:35.753		49.335	45.364	127	6	1	3:02.426	1:15.864	52.328
2	1	2:25.212	1:06.141	44.368	34.703	137	7	1	5:09.311	3:53.005	39.775
3	1	2:22.021	1:05.726	40.148	36.147	137	8	1	2:10.821	1:00.411	37.268
4	1	2:15.226	1:01.608	37.800	35.818	140	9	1	2:26.373	1:00.550	39.407
5	1	2:12.015	1:00.631	37.626	33.758	140					

21 Raphaël SOUSA (PRT) (RENAULT TRUCKS/PREMIUM)						Theoretische Bestzeit: 2:15.077					
Lap	D	Time	S1	S2	S3	Lap	D	Time	S1	S2	S3
1	1	4:29.131		49.071	41.640	128	6	1	2:23.797	1:02.395	41.018
2	1	2:26.529	1:07.423	41.163	37.943	122	7	1	2:40.700	1:16.292	45.908
3	1	2:35.703	1:05.896	43.766			8	1	2:22.784	1:02.011	39.516
4	1	4:35.407	3:19.598	39.829	35.980	129	9	1	4:27.023	3:12.148	39.527
5	1	2:18.870	1:04.450	39.483	34.937	128	10	1	2:15.692	1:02.501	38.130

22 José SOUSA (PRT) (RENAULT TRUCKS/PREMIUM)						Theoretische Bestzeit: 2:12.565					
Lap	D	Time	S1	S2	S3	Lap	D	Time	S1	S2	S3
1	1	4:36.518		40.030	40.213	129	5	1	2:12.881	1:01.201	37.824
2	1	2:32.089	1:05.699	45.702			6	1	2:15.826	1:03.883	37.880
3	1	7:56.928	6:40.852	39.298	36.778	133	7	1	2:12.771	1:01.365	37.508
4	1	2:15.926	1:03.033	38.593	34.300	134	8	1	2:38.886	1:03.707	47.677

23 José TEODOSIO (PRT) (RENAULT TRUCKS/PREMIUM)						Theoretische Bestzeit: 2:09.264					
Lap	D	Time	S1	S2	S3	Lap	D	Time	S1	S2	S3
1	1	3:27.043		38.179	33.871	135	7	1	2:09.995	1:00.122	36.806
2	1	2:10.688	59.637	37.031	34.020	135	8	1	2:09.942	59.955	36.797
3	1	2:11.658	1:00.870	36.892	33.896	135	9	1	2:11.609	1:00.012	37.584
4	1	2:14.968	1:00.628	37.187			10	1	2:11.954	1:01.797	36.907
5	1	5:15.026	4:01.696	37.341	35.989	127	11	1	2:32.845	1:16.468	43.547
6	1	2:12.565	1:01.226	37.727	33.612	135	12	1	2:10.275	59.897	37.057

31 Patrick CHATELAIN (FRA) (IVECO/STRALIS)						Theoretische Bestzeit:					
Lap	D	Time	S1	S2	S3	Lap	D	Time	S1	S2	S3
1	1	9:28.731				5	1	2:18.640			
2	1	2:20.372				6	1	6:14.126			
3	1	2:24.856				7	1	2:17.028			
4	1	4:47.813				8	1	2:16.754			

32 Vincent CROUZADE (FRA) (IVECO/STRALIS)						Theoretische Bestzeit:					
Lap	D	Time	S1	S2	S3	Lap	D	Time	S1	S2	S3
1	1	3:39.168				5	1	8:00.232			
2	1	4:42.782				6	1	4:34.709			
3	1	2:28.083				7	1	2:13.861			
4	1	2:27.782				8	1	2:33.767			


33 Patrice LACOUVE (FRA) (MAN TGS)						Theoretische Bestzeit: 2:16.404					
Lap	D	Time	S1	S2	S3	Lap	D	Time	S1	S2	S3
1	1	3:19.436		43.759	37.640	121	5	1	2:18.112	1:03.921	39.030
2	1	2:37.426	1:06.995	45.018			6	1	2:17.424	1:03.376	38.867
3	1	4:57.681	3:40.423	41.094	36.164	125	7	1	2:17.818	1:04.038	38.801
4	1	2:19.804	1:04.502	40.058	35.244	128	8	1	2:36.983	1:03.021	38.402

24 HEURES CAMIONS

Circuit Bugatti - Le Mans, length 4185 m

22. - 24. September 2017

24 HEURES CAMIONS



Lap Analysis Free Practice 1, 23.09.2017



-Reg.No.: FFSA n°736

39 Franck CONTI (FRA) (VOLVO/VN)

Theoretische Bestzeit:


Lap	D	Time	S1	S2	S3	Lap	D	Time	S1	S2	S3
1	1	3:36.060				4	1	2:13.840			
2	1	4:34.778				5	1	2:32.401			
3	1	2:17.834									

24 HEURES CAMIONS

Circuit Bugatti - Le Mans, length 4185 m

22. - 24. September 2017

24 HEURES CAMIONS



Lap Analysis Free Practice 1, 23.09.2017

FFSA

-Reg.No.: FFSA n°736

64 Pierre IHUEL (FRA) (VOLVO)

Theoretische Bestzeit: 2:24.254

Lap	D	Time	S1	S2	S3	Lap	D	Time	S1	S2	S3
1	1	2:59.819		43.232	39.389 115	6	1	2:49.027	1:12.465	47.037	
2	1	2:33.360	1:11.395	43.370	38.595 114	7	1	5:03.032	3:44.575	41.723	36.734 115
3	1	2:31.179	1:09.342	42.449	39.388 118	8	1	2:24.576	1:06.521	41.408	36.647 115
4	1	2:30.224	1:07.950	45.214	37.060 117	9	1	2:29.687	1:06.757	41.429	
5	1	2:31.488	1:08.904	44.696	37.888 116	10	1	4:44.252	3:25.087	41.086	38.079 98

68 Aurélien HERGOTT (FRA) (DAF CF)

Theoretische Bestzeit: 2:16.847

Lap	D	Time	S1	S2	S3	Lap	D	Time	S1	S2	S3
1	1	5:15.578		45.008	39.345 125	5	1	2:26.368	1:03.341	39.514	
2	1	2:25.922	1:07.554	42.599	35.769 126	6	1	4:45.909	3:30.102	39.470	36.337 127
3	1	2:18.645	1:03.766	39.905	34.974 127	7	1	2:17.370	1:03.580	38.993	34.797 128
4	1	2:17.316	1:03.814	38.911	34.591 128	8	1	2:44.230	1:10.289	44.190	

81 Sébastien DESCROFFRES (FRA) (DAF CF)

Theoretische Bestzeit:

Lap	D	Time	S1	S2	S3	Lap	D	Time	S1	S2	S3
1	1	4:06.393				5	1	2:31.458			
2	1	2:33.043				6	1	2:28.593			
3	1	3:11.347				7	1	4:55.689			
4	1	5:05.777				8	1	2:46.351			

83 Jérémy ROBINEAU (FRA) (RENAULT TRUCKS/PREMIUM)

Theoretische Bestzeit: 2:13.663

Lap	D	Time	S1	S2	S3	Lap	D	Time	S1	S2	S3
1	1	3:13.374		43.345	34.823 121	5	1	2:14.649	1:02.307	38.103	34.239 125
2	1	2:16.691	1:02.406	39.276	35.009 123	6	1	2:13.770	1:01.821	38.210	33.740 124
3	1	2:21.366	1:02.209	38.299		7	1	3:02.337	1:13.215	49.006	
4	1	4:28.794	3:16.124	38.710	33.960 124						

169 Jérôme CARRET (FRA) (RENAULT TRUCKS/PREMIUM)

Theoretische Bestzeit: 2:31.132


Lap	D	Time	S1	S2	S3	Lap	D	Time	S1	S2	S3
1	1	4:47.114		48.560	42.191 110	5	1	2:35.828	1:09.428	44.408	41.992 113
2	1	2:46.420	1:15.381	47.703	43.336 116	6	1	2:43.076	1:11.092	48.781	43.203 113
3	1	2:56.985	1:14.340	47.018		7	1	2:50.948	1:08.312	43.160	
4	1	5:44.045	4:20.354	44.031	39.660 116						

24 HEURES CAMIONS

Circuit Bugatti - Le Mans, length 4185 m

22. - 24. September 2017

24 HEURES CAMIONS



Lap by Lap Free Practice 1, 23.09.2017

FFSA

-Reg.No.: FFSA n°736

1 Thomas ROBINEAU , MAN/TGX / FRA													
1	2:40.736	2	2:10.060	pit	2:20.960	4	3:30.043	5	2:11.304	pit	2:27.923	7	4:36.655
pit	2:47.069											8	2:08.323

2 Lionel MONTAGNE , RENAULT TRUCKS/PREMIUM / FRA													
1	2:37.004	2	2:12.091	3	2:13.754	4	2:14.052	pit	2:23.329				

6 Anthony JANIEC , MAN TGS / FRA													
1	4:27.989	2	2:53.722	3	2:33.288	4	2:08.124	pit	3:27.703				

7 Stéphane LANGUILLAT , RENAULT TRUCKS/PREMIUM / FRA													
1	5:26.916	2	4:39.470	3	2:17.454	pit	2:55.282						

9 Jean-Charles MAURI , RENAULT TRUCKS/PREMIUM / FRA													
1	5:14.392	2	2:24.645	3	2:18.135	4	2:14.702	5	2:15.403	pit	3:05.028		

12 Martial DEFAYE , RENAULT TRUCKS/PREMIUM / FRA													
1	3:59.690	2	2:40.759	3	2:31.350	pit	2:48.353	5	3:33.720	6	2:21.215	pit	2:35.116

14 Grégory OSTASZEWSKI , RENAULT TRUCKS/PREMIUM / POL													
pit	4:39.803	2	6:33.981	3	2:13.577	4	2:12.542	5	2:10.897	6	2:12.836	7	2:11.144
9	2:11.309	10	2:09.964	11	2:10.691							8	2:11.139

15 Pascal LEMONNIER , RENAULT TRUCKS/PREMIUM / FRA													
1	3:04.735	2	2:30.616	3	2:27.786	4	2:25.204	pit	2:56.991	6	6:06.895	7	2:29.843
9	2:19.755	10	2:20.087	11	2:21.352							8	2:27.077

16 Louis MERIC , MAN TGS / FRA													
1	3:43.650	2	2:14.812	3	2:13.967	4	2:17.727	5	2:13.098	6	2:14.945	pit	2:41.550
9	2:11.408	10	2:12.118	pit	2:42.450							8	7:03.574

17 Alain TREUVEY , DAF CF / FRA													
1	4:35.638	pit	3:11.341										

18 Frédéric LOUISFERT , RENAULT TRUCKS/PREMIUM / FRA													
1	4:27.122	2	2:31.337	pit	2:40.734	4	6:16.810	5	2:16.764	pit	2:41.761	7	4:32.995
9	2:21.338											8	2:21.818

20 Téo CALVET , MAN TGS / FRA													
1	4:35.753	2	2:25.212	3	2:22.021	4	2:15.226	5	2:12.015	pit	3:02.426	7	5:09.311
pit	2:26.373											8	2:10.821

21 Raphaël SOUSA , RENAULT TRUCKS/PREMIUM / PRT													
1	4:29.131	2	2:26.529	pit	2:35.703	4	4:35.407	5	2:18.870	6	2:23.797	7	2:40.700
9	4:27.023	10	2:15.692									pit	2:22.784

22 José SOUSA , RENAULT TRUCKS/PREMIUM / PRT													
1	4:36.518	pit	2:32.089	3	7:56.928	4	2:15.926	5	2:12.881	6	2:15.826	7	2:12.771
												pit	2:38.886

24 HEURES CAMIONS

Circuit Bugatti - Le Mans, length 4185 m

22. - 24. September 2017

24 HEURES CAMIONS



24h
CAMIONS
23-24 SEPTEMBRE 2017

Lap by Lap Free Practice 1, 23.09.2017

FFSA

-Reg.No.: FFSA n°736

23 José TEODOSIO , RENAULT TRUCKS/PREMIUM / PRT															
1	3:27.043	2	2:10.688	3	2:11.658	pit	2:14.968	5	5:15.026	6	2:12.565	7	2:09.995	8	2:09.942
9	2:11.609	10	2:11.954	11	2:32.845	12	2:10.275								

31 Patrick CHATELAIN , IVECO/STRALIS / FRA															
1	9:28.731	2	2:20.372	pit	2:24.856	4	4:47.813	5	2:18.640	6	6:14.126	7	2:17.028	8	2:16.754

32 Vincent CROUZADE , IVECO/STRALIS / FRA															
1	3:39.168	2	4:42.782	3	2:28.083	pit	2:27.782	5	8:00.232	6	4:34.709	7	2:13.861	pit	2:33.767

33 Patrice LACOUVE , MAN TGS / FRA															
1	3:19.436	pit	2:37.426	3	4:57.681	4	2:19.804	5	2:18.112	6	2:17.424	7	2:17.818	pit	2:36.983

39 Franck CONTI , VOLVO/VN / FRA													
1	3:36.060	2	4:34.778	3	2:17.834	4	2:13.840	pit	2:32.401				

64 Pierre IHUEL , VOLVO / FRA															
1	2:59.819	2	2:33.360	3	2:31.179	4	2:30.224	5	2:31.488	pit	2:49.027	7	5:03.032	8	2:24.576
pit	2:29.687	10	4:44.252												

68 Aurélien HERGOTT , DAF CF / FRA															
1	5:15.578	2	2:25.922	3	2:18.645	4	2:17.316	pit	2:26.368	6	4:45.909	7	2:17.370	pit	2:44.230

81 Sébastien DESCROFFRES , DAF CF / FRA															
1	4:06.393	2	2:33.043	pit	3:11.347	4	5:05.777	5	2:31.458	6	2:28.593	7	4:55.689	pit	2:46.351

83 Jérémy ROBINEAU , RENAULT TRUCKS/PREMIUM / FRA														
1	3:13.374	2	2:16.691	pit	2:21.366	4	4:28.794	5	2:14.649	6	2:13.770	pit	3:02.337	

169 Jérôme CARRET , RENAULT TRUCKS/PREMIUM / FRA														
1	4:47.114	2	2:46.420	3	2:56.985	4	5:44.045	5	2:35.828	6	2:43.076	7	2:50.948	